

Spain Life Sciences Trend Analysis 2017

THE LATEST FIGURES ON THE SPAIN LIFE SCIENCES & BIOTECHNOLOGY INDUSTRY
BROUGHT TO YOU BY C5 COMMUNICATIONS AND BIOTECHGATE

Spain Life Sciences Trend Analysis 2017

SOURCE: biotechgate.com

The "Spain Life Sciences Trend Analysis" is based on data entered in the Biotechgate Database available at www.biotechgate.com.

The statistics and graphs in this presentation are based on figures and information entered in this database and we do not guarantee any accuracy hereof.

Spain is ranked as the **10th scientific power in the world**, and **5th by scientific production in the EU 15**.

For life sciences companies, Spain offers both **Governmental and infrastructure support**.

The Spanish Government provides **low interest credits and incentives** for companies during the **start-up and growth phase**.

The region also had a **rapidly growing network of science and technology parks, research centres and institutes of technology**, focused on driving innovation.

Spain is considered to be a **leader in personalised medicine** and in the **development of innovative drugs** for cancer, Alzheimers, autoimmune and infectious diseases.

With an **ageing population** and a **push to increase Health Tourism**, the **Spanish healthcare sector is expected to grow further**, especially in the field of medical specialisation

UK Life Sciences Trend Analysis 2017

Content

Overview of the Spain Industry	3
Life Sciences & Biotechnology Industry - Overview	4
Life Sciences & Biotechnology Industry - Number of Employees	5
Life Sciences & Biotechnology Industry - Company Ownership Spain	6
Biotech Companies - Foundation Timeline	7
Biotechnology Companies -Key Activities	8
Biotech products - Pipeline	9

Overview

Life Science Industry

2017 Statistics

Total Biotech companies	502
Medtech companies	102
Pharma companies	90
Investor companies	37
Healthtech companies	99
Public / Non-Profit Organizations / Medical Facilities	520
Other life science related companies	657
Percentage of publicly owned companies	1.4 %
Life Sciences Venture Financing 2015/2016	USD 96m / 97m
Number of technologies	192
Licensing opportunities	466

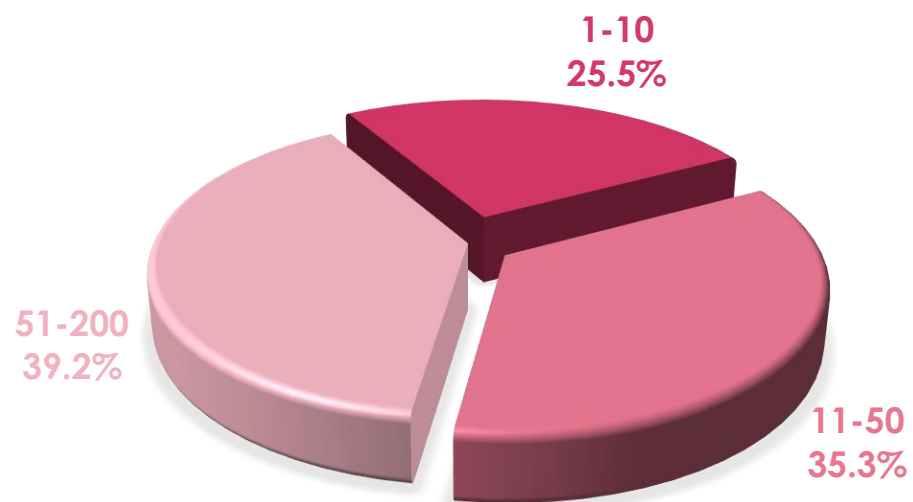
Biotechnology Industry

2017 Statistics

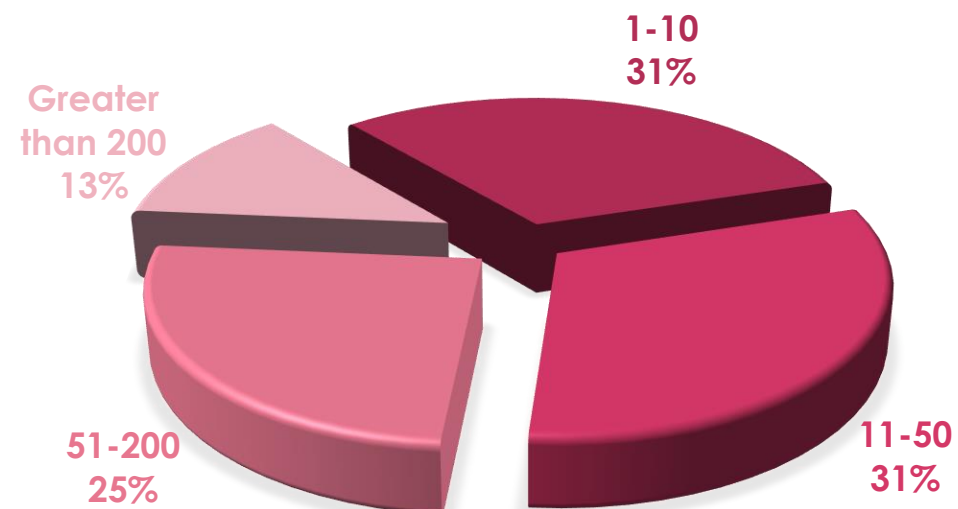
Total Biotech companies	502
Biotech - Therapeutics	85
Biotech – R&D Services	248
Biotech - Other	169
Percentage of SMEs	98%
Percentage of publicly owned companies	1 %
Biotech venture financing 2015/2016	USD 50m / 65m
Licensing opportunities	363

Number of Employees

Life Science Industry

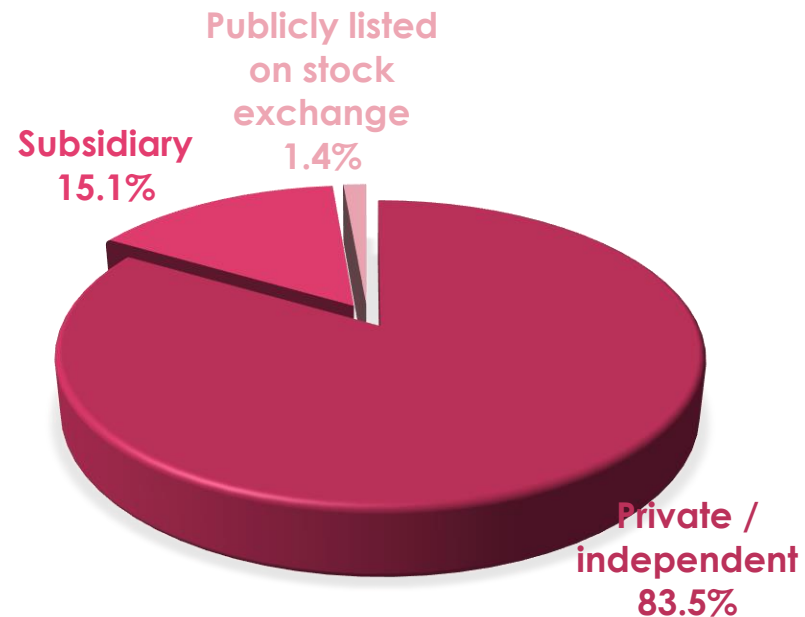


Biotechnology Industry

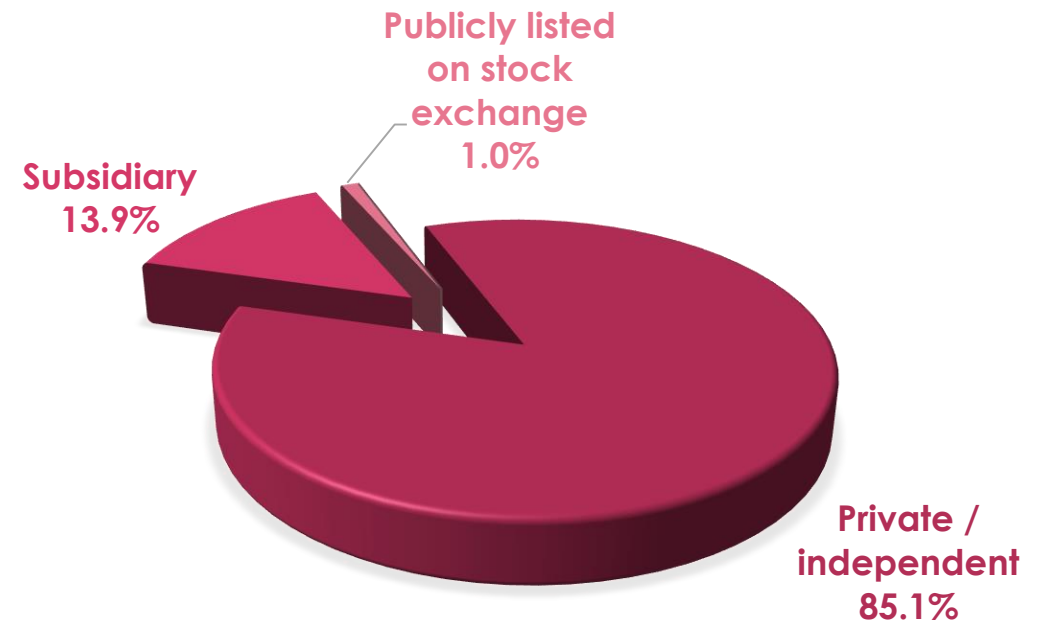


Company Ownership

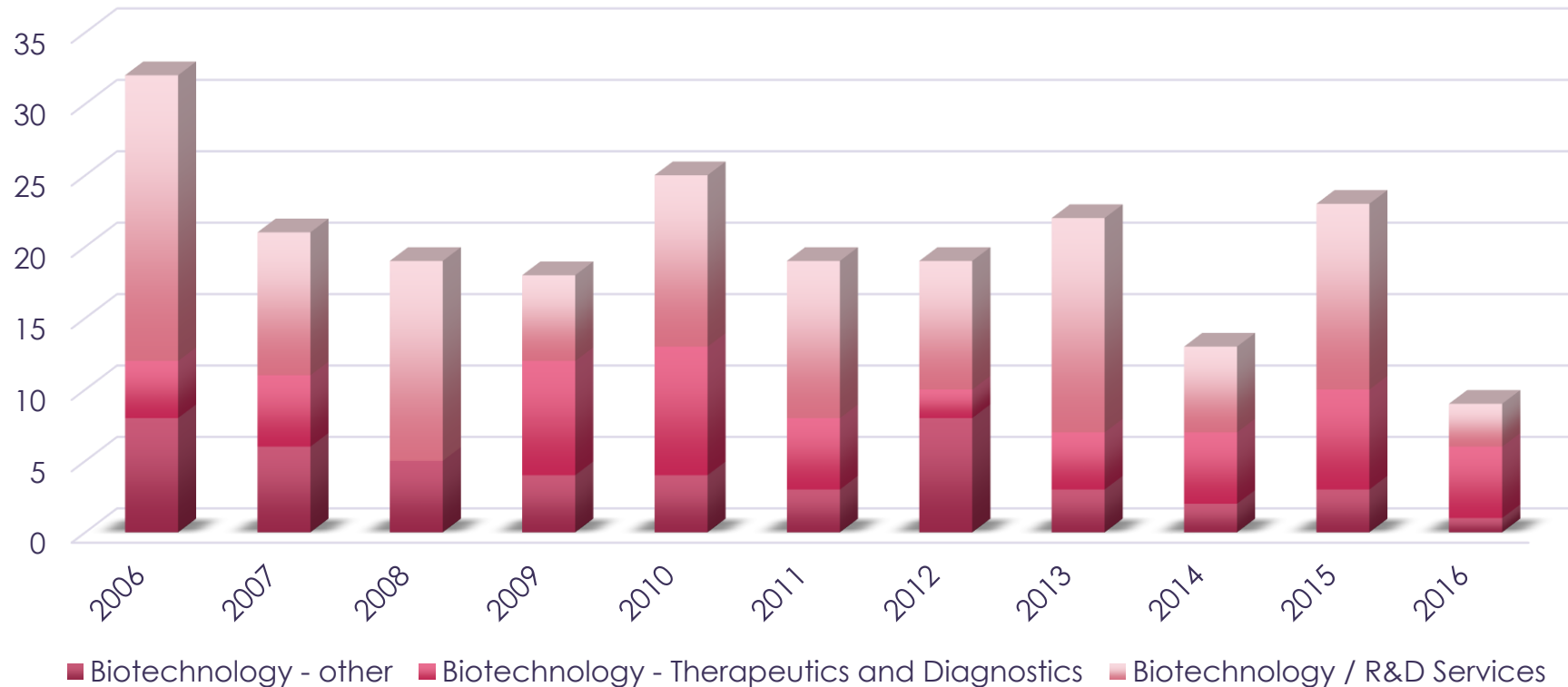
Life Science Industry



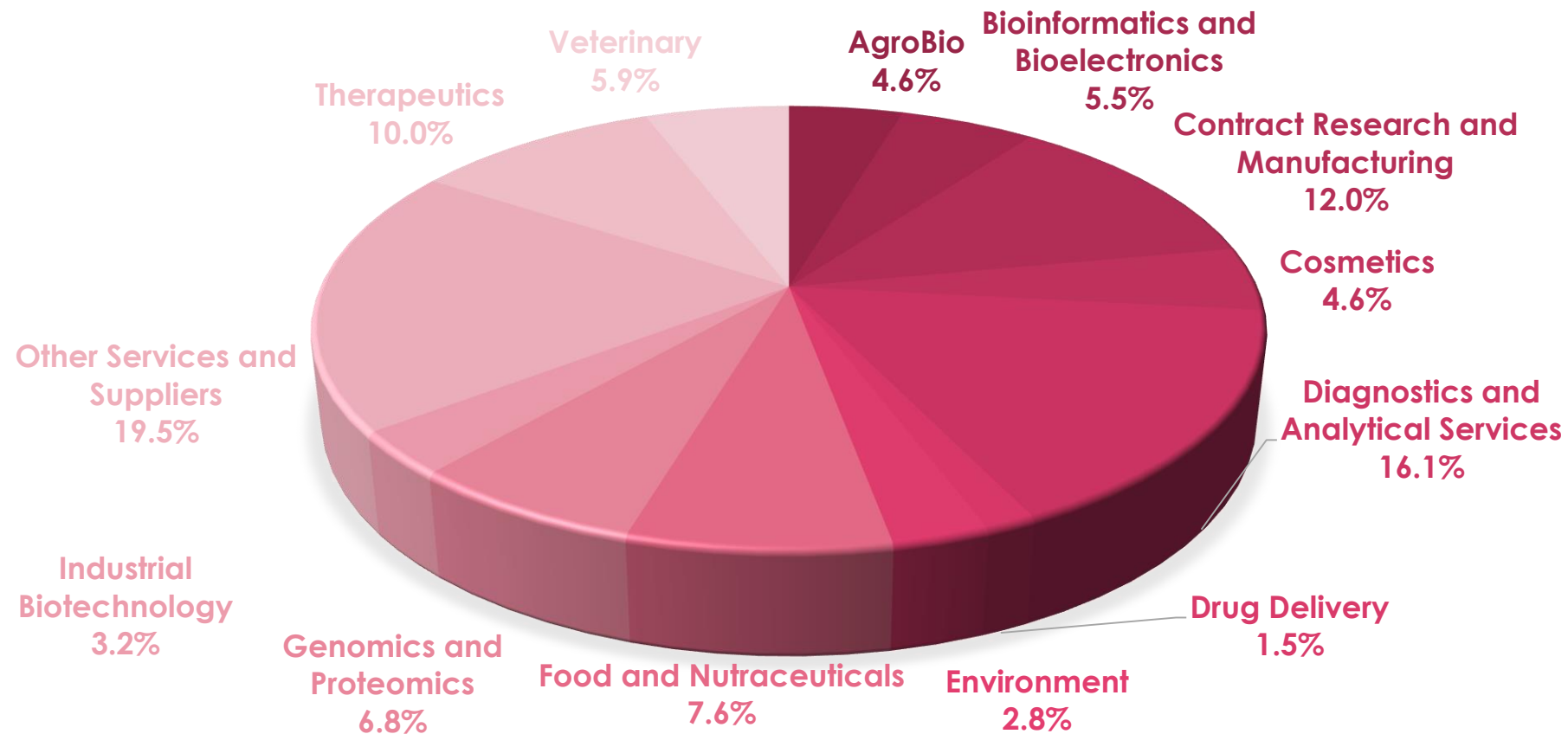
Biotechnology Industry



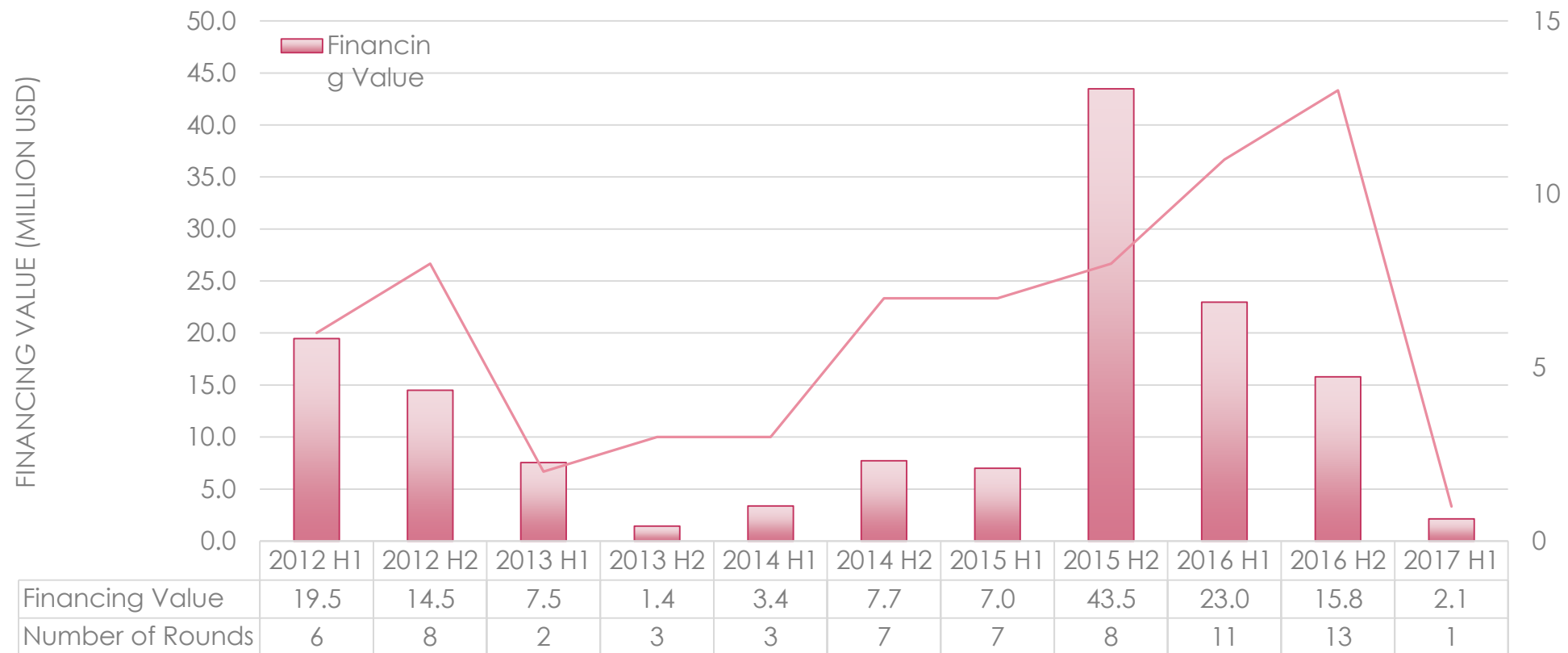
Biotech Companies - Foundation Timeline



Biotechnology Companies - Key Activities



Biotechnology Financing in Spain – 5 year report



Discover The Latest European Developments In Life Sciences IP

On the 11th and 12th of October, C5 will be hosting the Life Sciences IP Summit in Munich, Germany.

Join us for the fourth year of this leading conference to discover:

- Pharmaceutical lifecycle management strategies
- How to protect your patent portfolio using Preliminary Injunctions
- Best practices for effective Cross Border Litigation
- How to navigate the CRISPR patent landscape
- ...and many more exciting topics delivered by industry experts



Join us to gain practical insights from industry experts on how to maximise the value of your Pharma and Biotech IP, manage changing regulations and innovate in new markets!

[Download the DRAFT AGENDA by clicking here!](#)

[Book your place TODAY at the cheapest price!](#)